

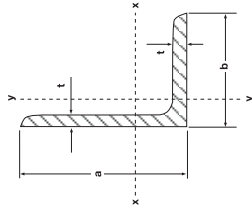
# Rolling Tolerances BS EN 10056-2: 1993

This European Standard specifies tolerances on shape dimensions and mass of hot-rolled structural steel equal and unequal leg angles.

## Tolerances on shapes and dimensions

### Leg length (a or b)

The deviation from nominal on leg length shall be within the tolerance given in Table 1(a). For unequal leg angles the longer leg length (a) shall be used to determine the tolerance band.

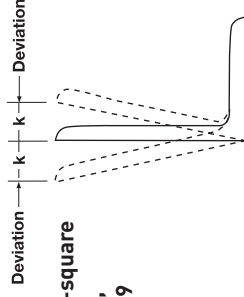


**Table 1 (a) Dimensional tolerances**

Leg Length mm	Tolerance mm
Up to and including 50	± 1.0
Greater than 50 up to and including 100	± 2.0
Greater than 100 up to and including 150	± 3.0
Greater than 150 up to and including 200	± 4.0
Greater than 200	+ 6.0 / -4.0

**Table 1 (b) Thickness tolerances**

Section thickness t mm	Tolerance mm
Up to and including 5	± 0.50
Greater than 5 up to and including 10	± 0.75
Greater than 10 up to and including 15	± 1.00
Greater than 15	± 1.20



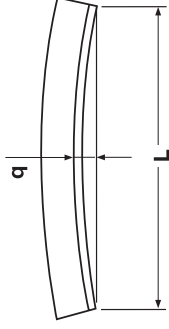
**For Out-of-square tolerances, see page 39**

## Out-of-square (k)

Out-of-squareness of the section shall not exceed the maximum given in Table 1(c). For unequal leg angles, the longer leg length (a) shall be used to determine the tolerance band.

Table 1 (c) Squareness tolerances

Out of square – leg length mm	Tolerance mm
Up to and including 100	1.0
Greater than 100 up to and including 150	1.5
Greater than 150 up to and including 200	2.0
Greater than 200	3.0



## Straightness

The deviation from straightness shall not exceed the tolerances given in Table 1(d). For unequal leg angles, the longer leg length (a) shall be used to determine the tolerance band.

Table 1 (d) Straightness tolerances

Leg length a mm	Tolerance	
	Over full bar length Deviation q mm	Over any part bar length Length considered q mm
Up to and including 150	0.4% L	1,500
Up to and including 200	0.2% L	2,000
Greater than 200	0.1%	3,000

## Rolling Tolerances BS EN 10056-2: 1993 Continued

### Tolerance on mass

The deviation from the nominal mass of any individual piece shall not exceed:


- a)  $\pm 6\%$  for thickness for  $t \leq 4\text{mm}$  or
- b)  $\pm 4\%$  for thickness for  $t > 4\text{mm}$ .

The deviation from the nominal mass is the difference between the actual mass of the piece and the calculated mass. The calculated mass shall be determined using a density of  $7850\text{kg/m}^3$ .

### Tolerance on length

The tolerance on ordered length shall be either:

- a)  $\pm 50\text{mm}$ ; or
- b)  $-0, +100\text{mm}$  where minimum lengths are required.



**Table 1: Tolerances for Parallel Flange Channels**

Designation	Property mm	Range mm	Tolerance mm	Designation	Property mm	Range mm	Tolerance mm
	HEIGHT h	h ≤ 65 65 < h ≤ 200 200 < h ≤ 400 400 < h	± 1.5 ± 2.0 ± 3.0 ± 4.0		OUT OF SQUARENESS k + k <sub>1</sub> WEB FLATNESS f	b ≤ 100 100 < b h ≤ 100 100 < h ≤ 200 200 < h ≤ 400 400 < h	2.0 2.5% of b ± 0.5 ± 1.0 + 1.5 ± 1.5
	FLANGE WIDTH b	b ≤ 50 50 < b ≤ 100 100 < b ≤ 125 125 < b	± 1.5 ± 2.0 ± 2.5 ± 3.0		STRAIGHTNESS q <sub>xx</sub> q <sub>yy</sub>	h ≤ 150 150 < h ≤ 300 300 < h	± 0.3% of L ± 0.2% of L ± 0.15% of L
	WEB THICKNESS s	s ≤ 10 10 < s ≤ 15 15 < s	± 0.5 ± 0.7 ± 1.0			h ≤ 150 150 < h ≤ 300 300 < h	± 0.5% of L ± 0.3% of L ± 0.2% of L
FLANGE THICKNESS t	t ≤ 10 10 < t ≤ 15 15 < t	a -0.5 a -1.0 a -1.5	STANDARD ALTERNATIVE STANDARD MASS PER UNIT LENGTH	LENGTH (L) LENGTH (L) Kg/m	All All h ≤ 125 125 < h	-0 +100 ± 50 ± 6% ± 4%	
HEEL RADIUS r <sup>3</sup>	All Sizes	≤ 0.3t					